

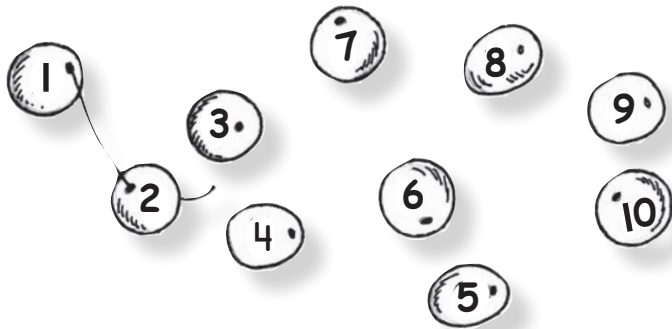
Plezier in rekenen

Leerlingenwerkboek 1

Leerjaar
3



1 Rijg de kralen in de juiste volgorde.



2 Hoeveel van elk?
Tel en kleur.








3 Hoeveel van elk?
Zet een kringetje om het juiste getal.




I Kleur maar !

○	geel
□	rood
▭	blauw
△	groen



1 Waar plaats je de kaarten?
Trek een lijn.



2 Tel en kleur. Zet een kringetje om het juiste getal.



●	●	●	●	○	○	○	○	○	○
1	2	3	4	5	6	7	8	9	10



○	○	○	○	○	○	○	○	○	○
1	2	3	4	5	6	7	8	9	10



○	○	○	○	○	○	○	○	○	○
1	2	3	4	5	6	7	8	9	10




○	○	○	○	○	○	○	○	○	○
1	2	3	4	5	6	7	8	9	10

3 Hoeveel samen?
Tel en trek een lijn.




- 7
- 8
- 5
- 6




Elk getal op zijn eigen plaats

Werkblad 4

1 Waar komen de getallen te staan?
Trek een lijn.



2 Trek een lijn.



Hoeveel kinderen in de groep?

1 Hoeveel kinderen in de groep? Tel en maak vast.



7



6



4



9

2 Hoeveel ballen? Teken en kleur.

5



8

4

10






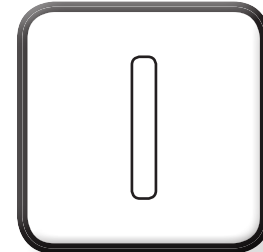

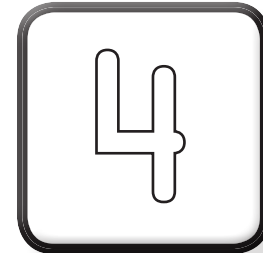


7

3 Schrijf duidelijk.

0	0	0	0	'	'	'	'	'	'	'	'	'	'	'	'	'	'	'
---	---	---	---	---	---	---	---	---	---	---	---	---	---	---	---	---	---	---

0	0	0	0	'	'	'	'	'	'	'	'	'	'	'	'	'	'	'
---	---	---	---	---	---	---	---	---	---	---	---	---	---	---	---	---	---	---

4 Welke plaatjes horen bij elkaar?
Geef ze dezelfde kleur.

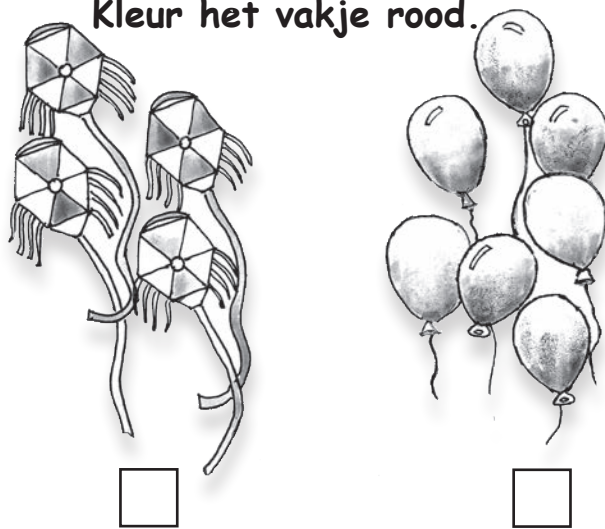


Wie heeft minder of evenveel?


1 Waar is meer?
Kleur het vakje rood.



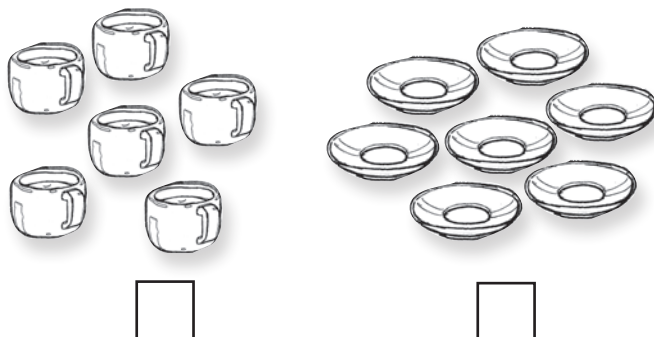
Waar is meer?
Kleur het vakje rood.




2 Waar is minder?
Kleur het vakje groen.



Waar is minder?
Kleur het vakje groen.



3 Tel en kleur de vakjes.
Wat merk je op?



4 Schrijf duidelijk



↓ | | | | | | | | | | | | | | | | | |

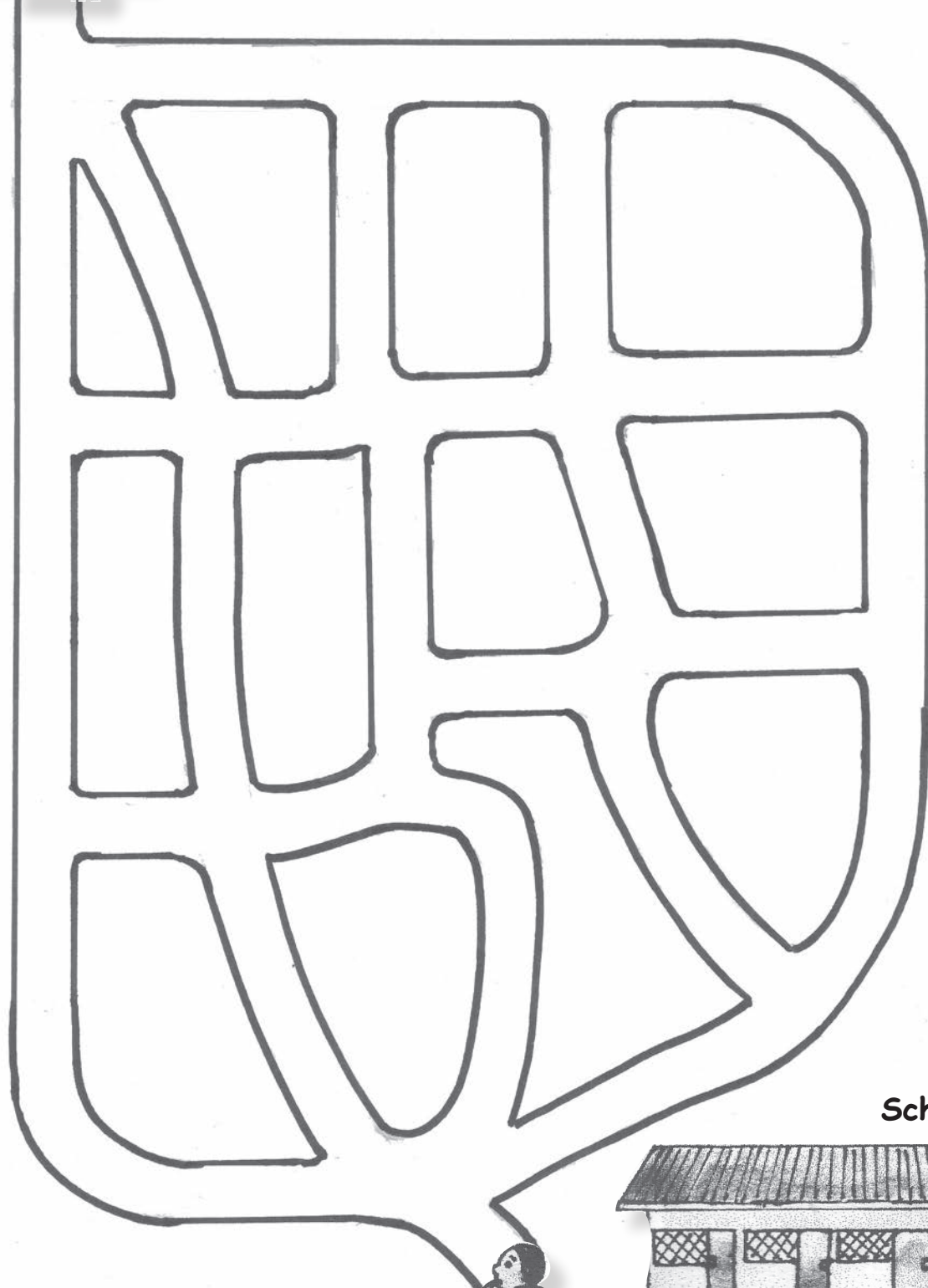
↓ | | | | | | | | | | | | | | | | | |

Hoe vindt Ogri zijn weg naar huis?


Wat is de kortste weg naar huis?
Trek een lijn.



Huis



School




1 Schrijf duidelijk.

0	0	0	0																
0	0	0	0																

2 Hoeveel?
Tel en kleur het juiste vakje.



3	4	5
---	---	---



8	9	10
---	---	----



6	7	8
---	---	---



5	6	7
---	---	---

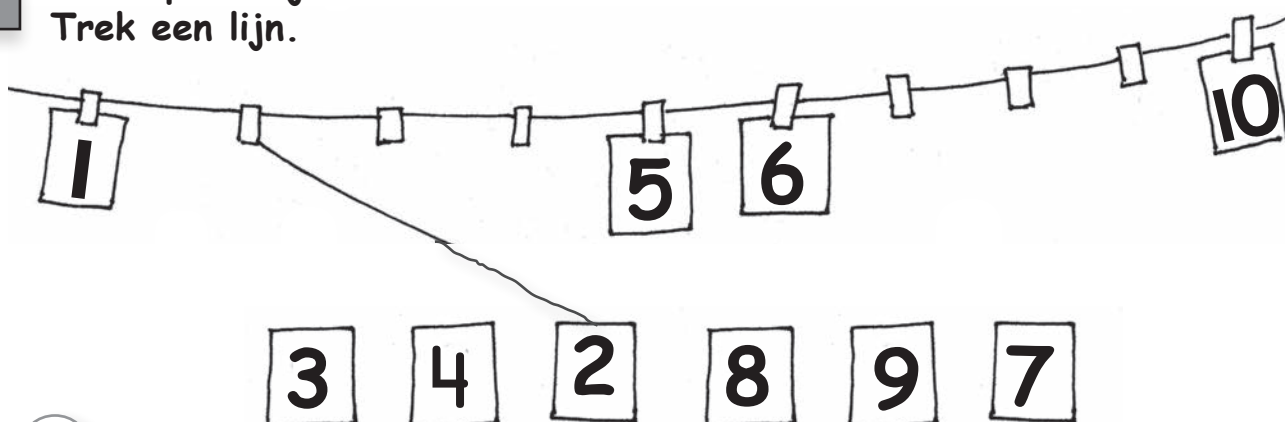


1	2	3
---	---	---



2	3	4
---	---	---


3 Waar plaats je de kaarten?
Trek een lijn.




4 Waar zijn er meer?
Kleur het vakje.



Waar zijn er meer?
Kleur het vakje.



5 Waar zijn er minder?
Kleur het vakje.



1 Schrijf duidelijk.



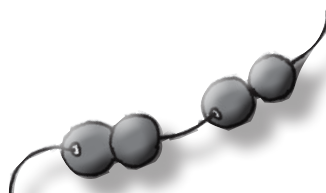
4	4	4																	
---	---	---	--	--	--	--	--	--	--	--	--	--	--	--	--	--	--	--	--

4	4	4																	
---	---	---	--	--	--	--	--	--	--	--	--	--	--	--	--	--	--	--	--

2 Hoeveel kralen?
Kleur het vakje.



4	5	7
---	---	---




4	5	3
---	---	---



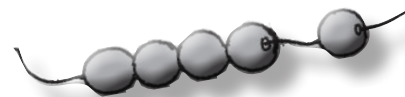
3	5	4
---	---	---



5	8	6
---	---	---





3	5	9
---	---	---

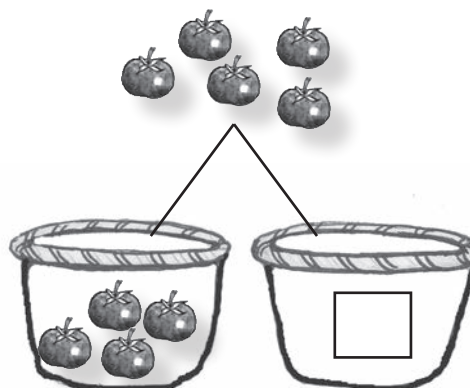
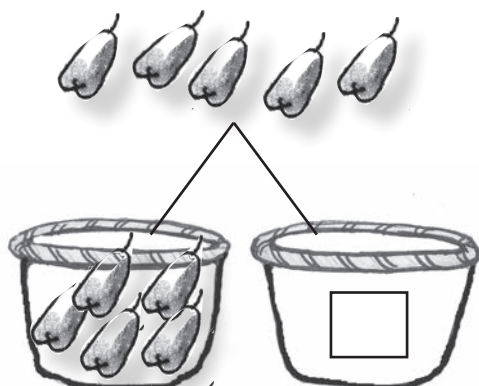

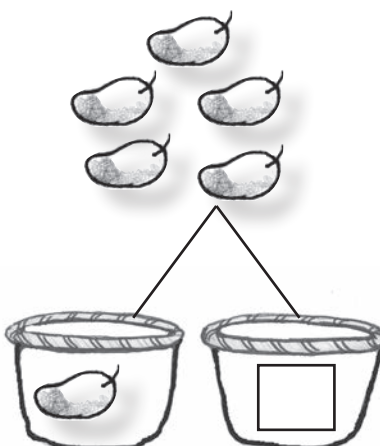



5	4	8
---	---	---

3 Hoeveel erbij?
Trek een lijn.




4 Splits maar!
Hoeveel in elk mandje? Vul in.



1 Schrijf duidelijk.

2	2	2	2																	
3	3	3	3																	
4	4	4	4																	

2 Erbij. Hoeveel nu in de bus?



3 erbij 1 →



3 erbij 2 →

Eraf. Hoeveel nu in de bus?

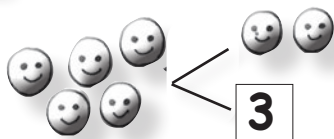


1 eraf 1 →

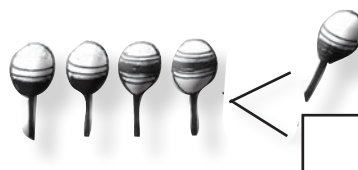
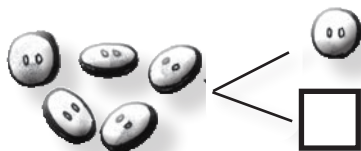
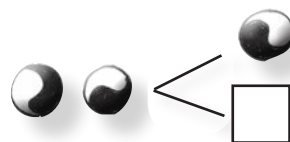


3 eraf 3 →

3 Splits maar!



3



1 Schrijf duidelijk.



5	5	5	5																
---	---	---	---	--	--	--	--	--	--	--	--	--	--	--	--	--	--	--	--

5	5	5	5																
---	---	---	---	--	--	--	--	--	--	--	--	--	--	--	--	--	--	--	--

2 Hoeveel erbij?
Vul aan.



..... erbij



..... erbij

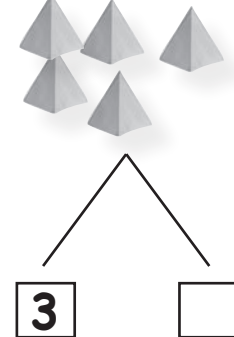
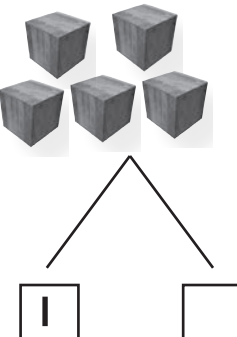
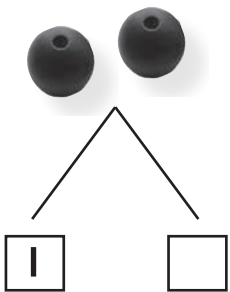

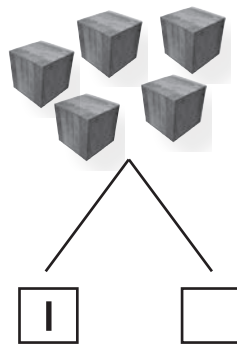

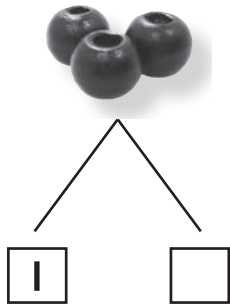


..... erbij



..... erbij


3 Splits maar!



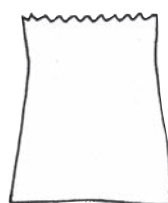

2 Hoe komt de aap bij de bacove?
Trek een lijn in de juiste volgorde.



1 Teken 1 erbij. Hoeveel samen?



4



2 Teken 2 erbij. Hoeveel samen?



4




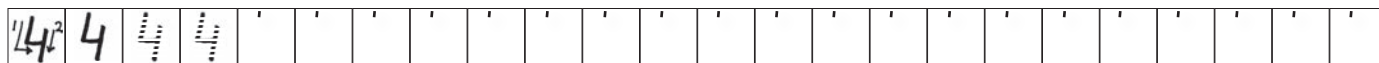
3 Streep door. 1 eraf.
Hoeveel over?





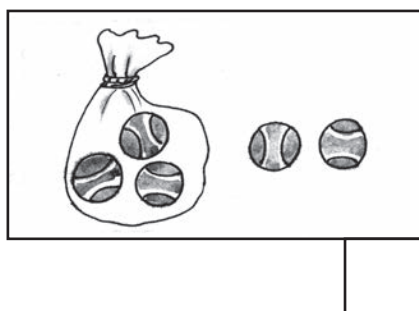
4 Streep door. 2 eraf.
Hoeveel over?






1 Schrijf duidelijk.




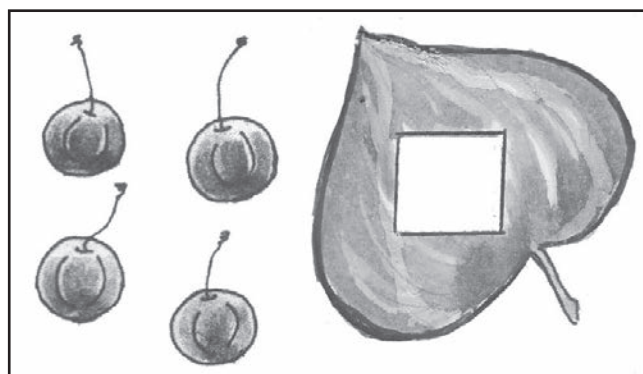
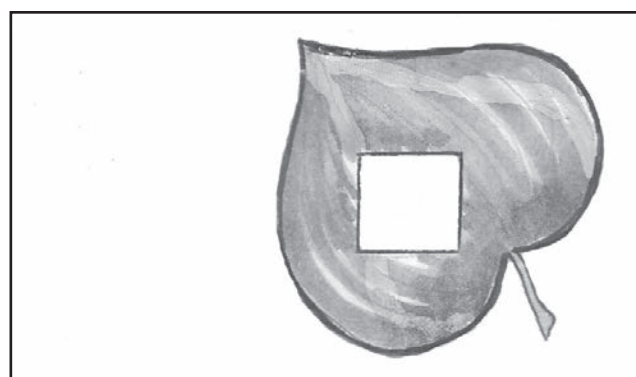
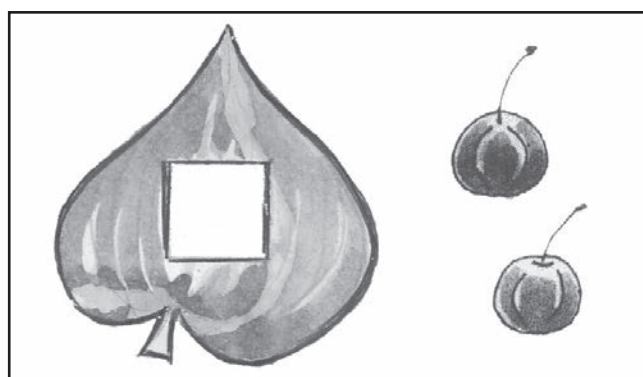
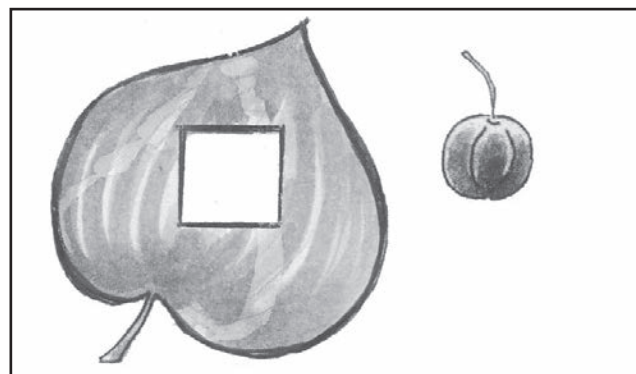


2 Hoeveel samen?



3 Hoeveel over?



4 Hoeveel kersen zijn bedekt?
Vul in.



5



Kleur het minst: geel. Kleur het meest: groen.



--	--	--	--	--	--	--	--	--	--




--	--	--	--	--	--	--	--	--	--

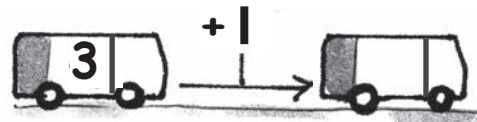
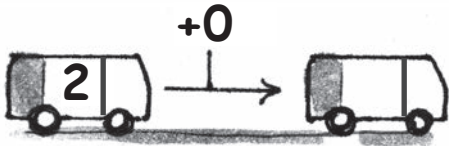
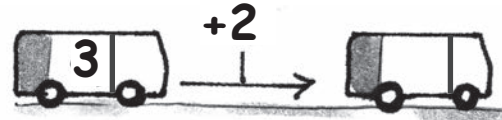
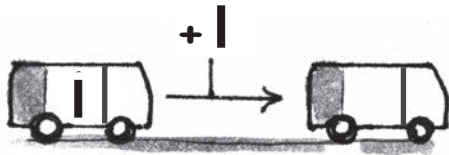
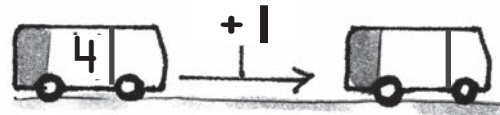
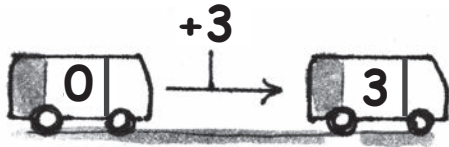


--	--	--	--	--	--	--	--	--	--

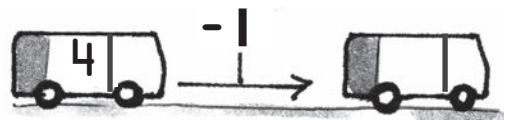
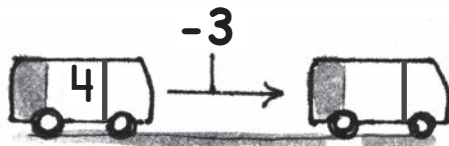
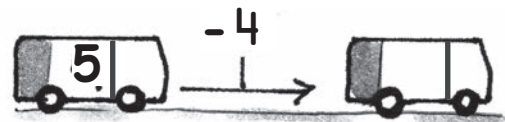
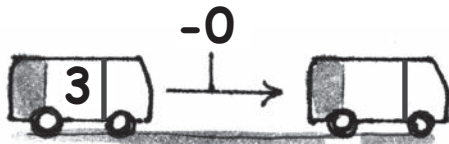
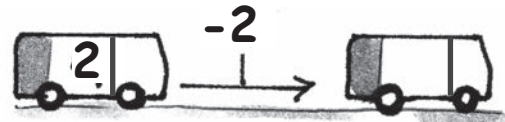
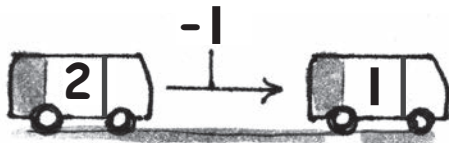
Kleurplaat



1 Erbij. Hoeveel nu in de bus?



2 Eraf. Hoeveel nu in de bus?



3 Schrijf duidelijk.



6	6	6	6																
---	---	---	---	--	--	--	--	--	--	--	--	--	--	--	--	--	--	--	--

6	6	6	6																
---	---	---	---	--	--	--	--	--	--	--	--	--	--	--	--	--	--	--	--

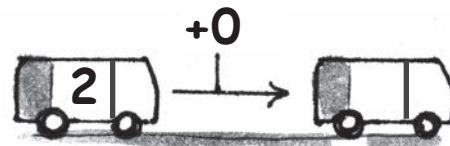
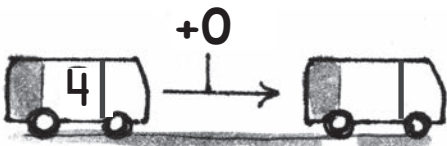
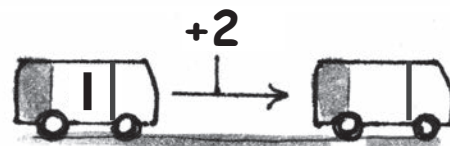
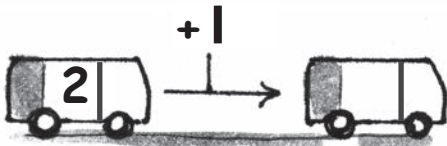
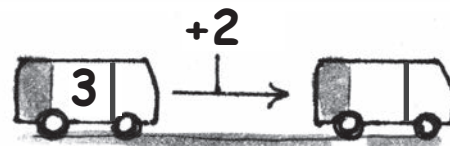
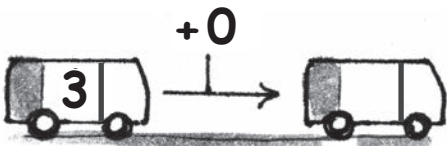
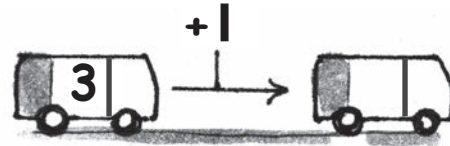
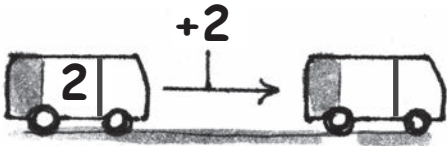
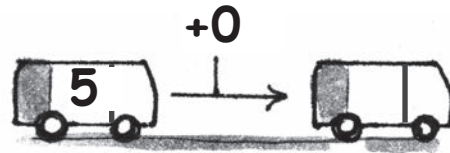
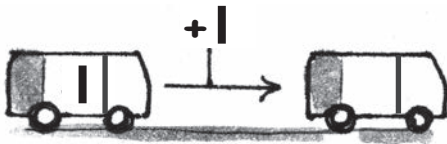
+
---	-------	---	---	---	---	---	---	---	---	---	---	---	---	---	---	---	---	---	---

-
---	-------	---	---	---	---	---	---	---	---	---	---	---	---	---	---	---	---	---	---

+
---	-------	---	---	---	---	---	---	---	---	---	---	---	---	---	---	---	---	---	---

-
---	-------	---	---	---	---	---	---	---	---	---	---	---	---	---	---	---	---	---	---

1 Erbij. Hoeveel nu in de bus?



2 Hoeveel samen? Vul in.



$3 + 1 \rightarrow \square$



$2 + 2 \rightarrow \square$



$4 + 1 \rightarrow \square$

3 Hoeveel samen? Vul in.

$2 + 1 \rightarrow \square$

$3 + 2 \rightarrow \square$

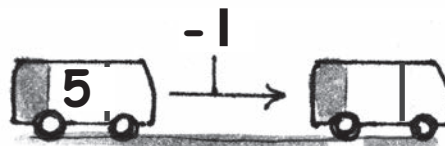
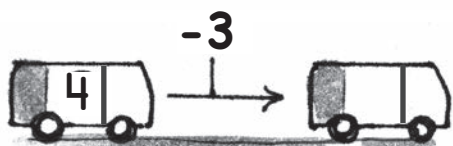
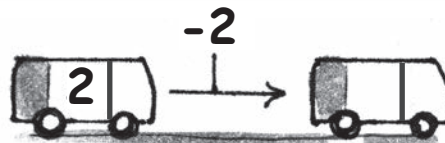

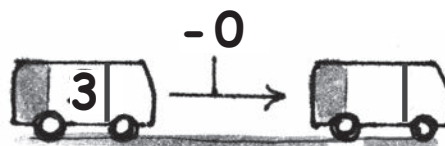
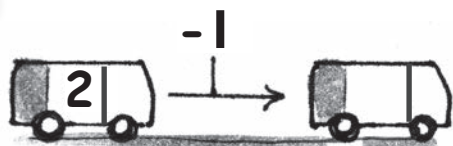
$0 + 2 \rightarrow \square$

$5 + 0 \rightarrow \square$



$1 + 1 \rightarrow \square$

$1 + 2 \rightarrow \square$

1 Erf. Hoeveel over?



2 Streep door! Hoeveel over?



$4 - 1 \rightarrow \square$

$5 - 2 \rightarrow \square$

$3 - 2 \rightarrow \square$

$2 - 0 \rightarrow \square$

3 Vul in.

$3 - 3 \rightarrow \square$

$4 - 2 \rightarrow \square$

$1 - 0 \rightarrow \square$

$5 - 0 \rightarrow \square$

$5 - 3 \rightarrow \square$

$2 - 2 \rightarrow \square$

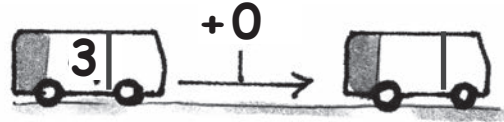
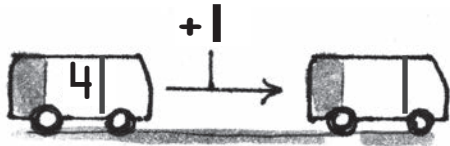
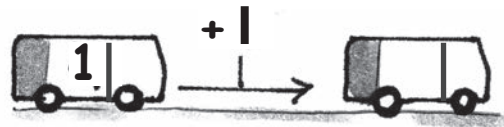
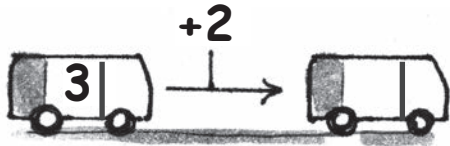
4 Schrijf duidelijk.




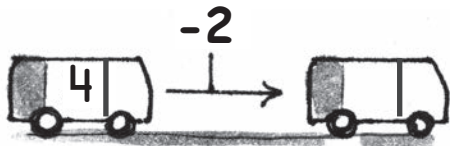
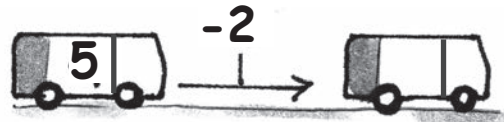
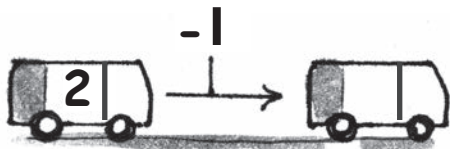
7	7	7	7																
---	---	---	---	--	--	--	--	--	--	--	--	--	--	--	--	--	--	--	--

7	7	7	7																
---	---	---	---	--	--	--	--	--	--	--	--	--	--	--	--	--	--	--	--

1 Erbij. Hoeveel nu in de bus?



Eraf.



2 Erbij.



$$2 + 2 \rightarrow \square$$


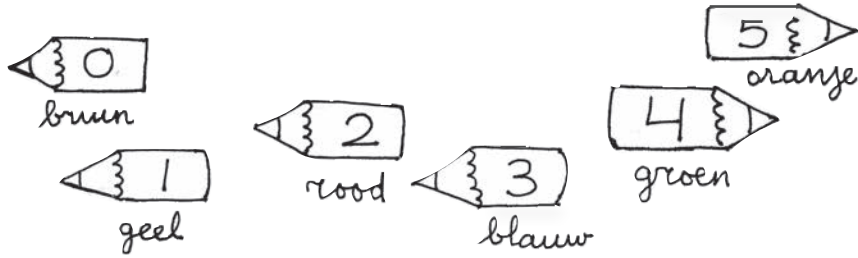


$$3 + 2 \rightarrow \square$$



$$1 + 3 \rightarrow \square$$

1 Kleur de vlinder.



2 Schrijf duidelijk.




8	8	8	8																
---	---	---	---	--	--	--	--	--	--	--	--	--	--	--	--	--	--	--	--

8	8	8	8																
---	---	---	---	--	--	--	--	--	--	--	--	--	--	--	--	--	--	--	--


1 Hoeveel erbij? Vul aan.



..... erbij



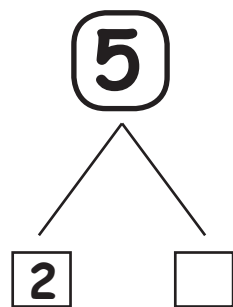
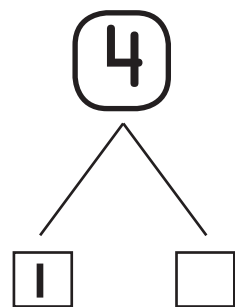
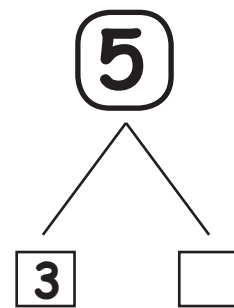

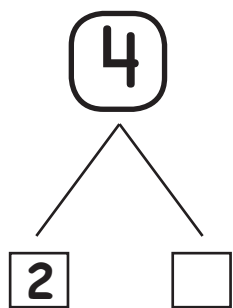
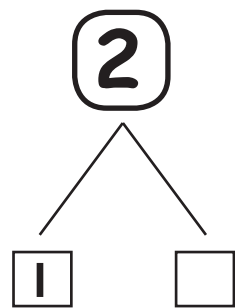


..... erbij

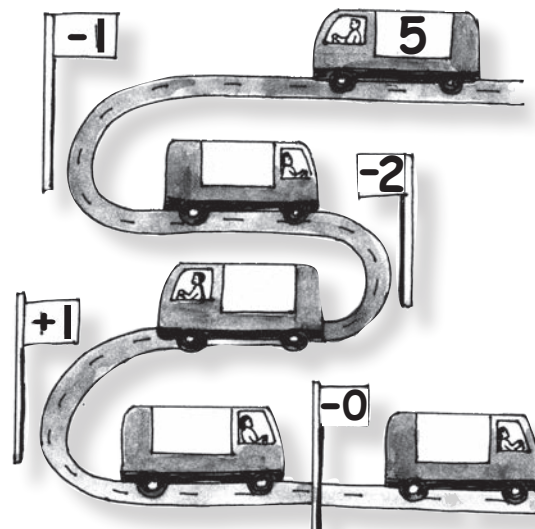



..... erbij

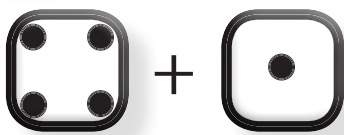
2 Splits maar!



3 Kun je deze ook? Hoeveel na de halte?



1 Welke som?



$4 + 1 \rightarrow \boxed{5}$



$.. + .. \rightarrow \square$



$.. + .. \rightarrow \square$



$.. + .. \rightarrow \square$



$.. + .. \rightarrow \square$



$.. + .. \rightarrow \square$

2 Streep door! Hoeveel over?



$3 - 2 \rightarrow \boxed{1}$



$.. - .. \rightarrow \square$



$.. - .. \rightarrow \square$

Hoeveel samen? Vul in.



$.. + .. \rightarrow \square$

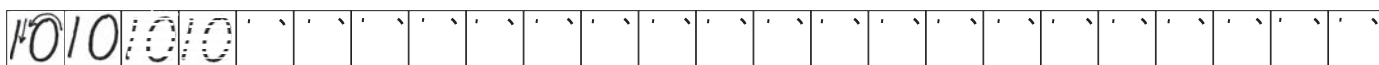
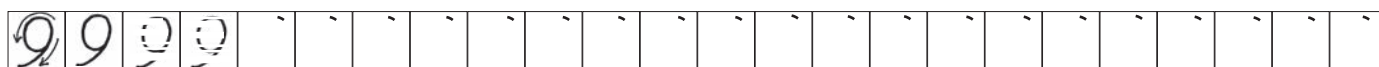


$.. + .. \rightarrow \square$



$.. + .. \rightarrow \square$

3 Schrijf duidelijk.

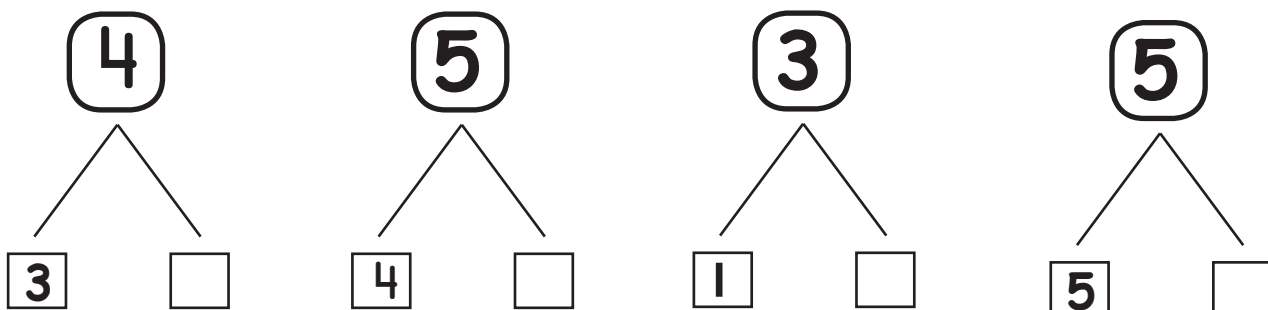
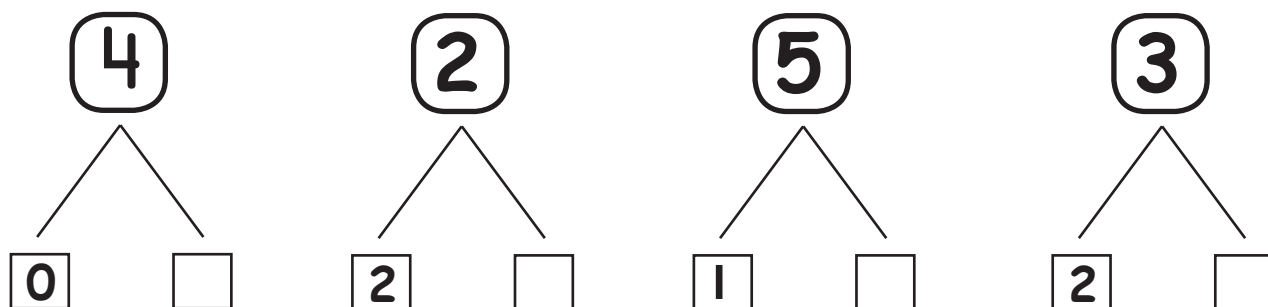


1 Vul in.

$$\begin{array}{l}
 1 + 1 \rightarrow \square \\
 3 + 1 \rightarrow \square \\
 0 + 2 \rightarrow \square \\
 2 + 2 \rightarrow \square \\
 4 + 1 \rightarrow \square
 \end{array}$$

$$\begin{array}{l}
 5 - 2 \rightarrow \square \\
 4 - 1 \rightarrow \square \\
 1 - 1 \rightarrow \square \\
 3 - 0 \rightarrow \square \\
 4 - 3 \rightarrow \square
 \end{array}$$

2 Splits maar!



Oefentoets I






1

Welke getallen komen op de lege kaartjes te staan? Vul in.

1			4		6		8		10
---	--	--	---	--	---	--	---	--	----

2

Tel en vul in.



3

Hoeveel? Kleur de rondjes.

3



2



9



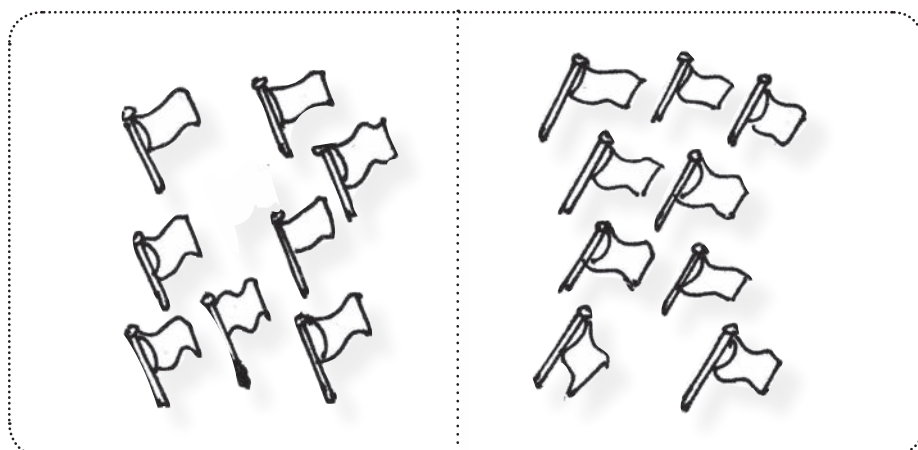


5



7



4 Tel en kleur waar meer is.



Oefentoets 2

1

Erbij en eraf.

$3 + 1 \rightarrow \square$

$0 + 1 \rightarrow \square$

$2 + 2 \rightarrow \square$

$1 + 3 \rightarrow \square$

$2 + 1 \rightarrow \square$

$2 + 0 \rightarrow \square$

$1 + 1 \rightarrow \square$

$3 + 2 \rightarrow \square$

$1 + 4 \rightarrow \square$

$2 + 3 \rightarrow \square$

$2 - 1 \rightarrow \square$

$4 - 2 \rightarrow \square$

$1 - 1 \rightarrow \square$

$3 - 2 \rightarrow \square$

$5 - 3 \rightarrow \square$

$3 - 1 \rightarrow \square$

$1 - 0 \rightarrow \square$



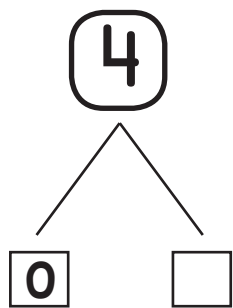


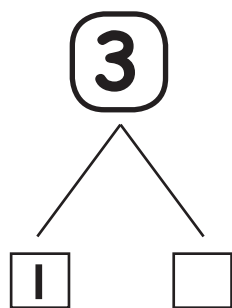
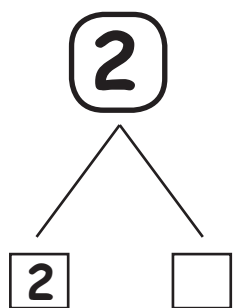
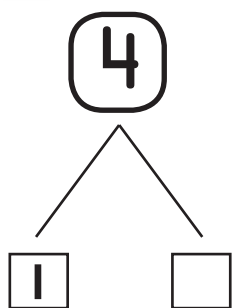
$4 - 3 \rightarrow \square$

$5 - 2 \rightarrow \square$

$3 - 3 \rightarrow \square$



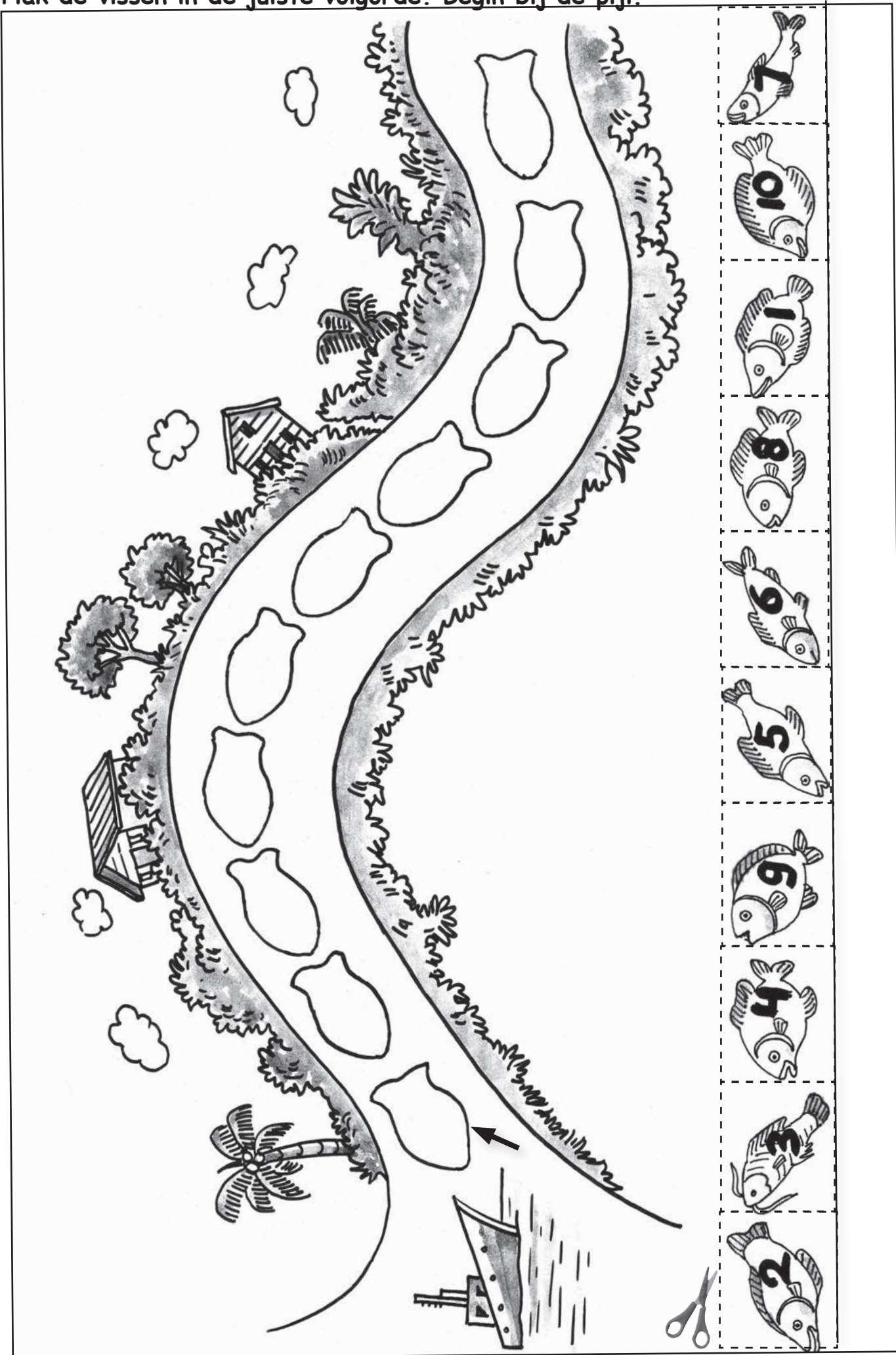
2

Splits maar!

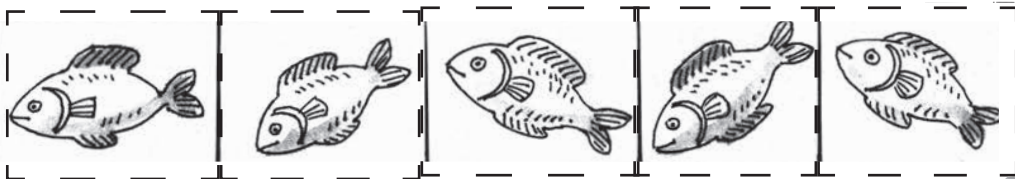


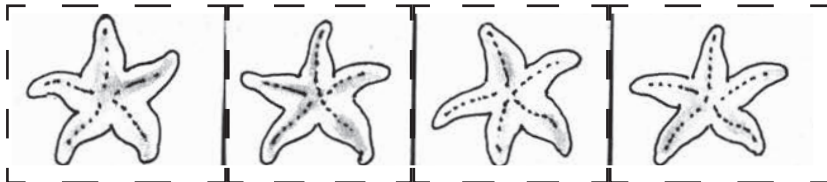





Tien kleine visjes.

Plak de vissen in de juiste volgorde. Begin bij de pijl.





Knip en plak op de aquariums op het volgend blad.



Plak de plaatjes op de aquariums en kleur.

Knipblad 3



Wie/wat is het langst?

1

Kleur de kleren van de korte, blauw.
Kleur de kleren van de lange, geel.




2

Kleur de kortste, groen.



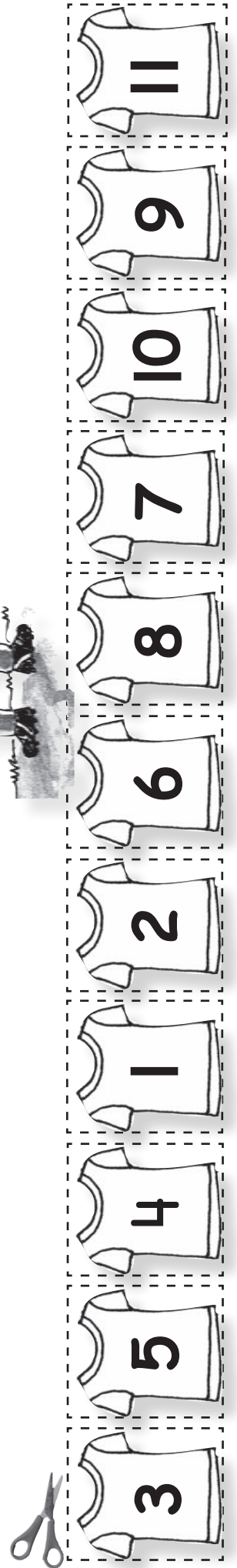

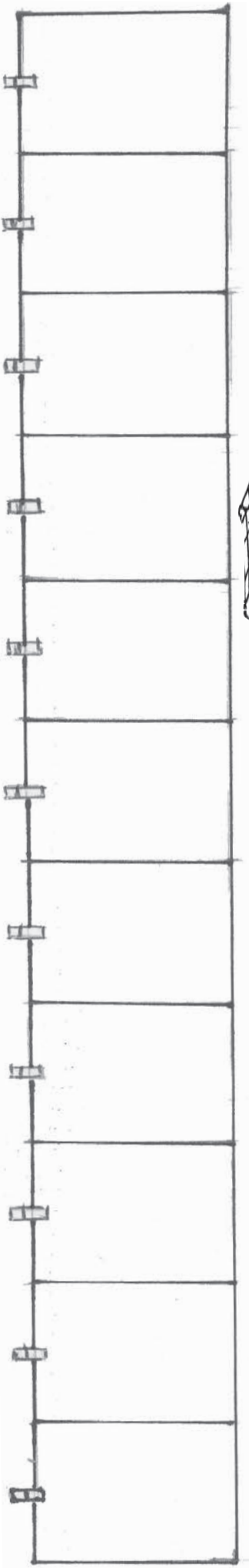
3


Kleur de langste, rood.



Herhaling

Hang de truitjes aan de waslijn. Plak ze in de juiste volgorde.







Automatiseringspel.

+0, +1, +2 en -0, -1, -2 sommen t/m 5

<input type="checkbox"/> ← 0 - 3	<input type="checkbox"/> ← 2 - 5	<input type="checkbox"/> ← 2 + 0	<input type="checkbox"/> ← 1 + 0
<input type="checkbox"/> ← 2 - 4	<input type="checkbox"/> ← 0 - 2	<input type="checkbox"/> ← 0 + 3	<input type="checkbox"/> ← 2 + 1
<input type="checkbox"/> ← 0 - 5	<input type="checkbox"/> ← 1 - 4	<input type="checkbox"/> ← 0 + 2	<input type="checkbox"/> ← 1 + 4
<input type="checkbox"/> ← 1 - 5	<input type="checkbox"/> ← 2 - 3	<input type="checkbox"/> ← 0 + 5	<input type="checkbox"/> ← 0 + 0
<input type="checkbox"/> ← 0 - 1	<input type="checkbox"/> ← 1 - 1	<input type="checkbox"/> ← 2 + 3	<input type="checkbox"/> ← 0 + 1
<input type="checkbox"/> ← 1 - 3	<input type="checkbox"/> ← 1 - 2	<input type="checkbox"/> ← 1 + 2	<input type="checkbox"/> ← 2 + 2
<input type="checkbox"/> ← 2 - 2	<input type="checkbox"/> ← 0 - 4	<input type="checkbox"/> ← 1 + 1	<input type="checkbox"/> ← 1 + 3

3 + 1 → <input type="checkbox"/> 4	1 + 1 → <input type="checkbox"/> 2	4 - 0 → <input type="checkbox"/> 4	2 - 2 → <input type="checkbox"/> 0
2 + 2 → <input type="checkbox"/> 4	2 + 1 → <input type="checkbox"/> 3	2 - 1 → <input type="checkbox"/> 1	3 - 1 → <input type="checkbox"/> 2
1 + 0 → <input type="checkbox"/> 1	3 + 2 → <input type="checkbox"/> 5	1 - 1 → <input type="checkbox"/> 0	1 - 0 → <input type="checkbox"/> 1
0 + 0 → <input type="checkbox"/> 0	5 + 0 → <input type="checkbox"/> 5	3 - 2 → <input type="checkbox"/> 1	5 - 1 → <input type="checkbox"/> 4
4 + 1 → <input type="checkbox"/> 5	2 + 0 → <input type="checkbox"/> 2	4 - 1 → <input type="checkbox"/> 3	5 - 0 → <input type="checkbox"/> 5
1 + 2 → <input type="checkbox"/> 3	3 + 0 → <input type="checkbox"/> 3	2 - 0 → <input type="checkbox"/> 2	4 - 2 → <input type="checkbox"/> 2
0 + 1 → <input type="checkbox"/> 1	0 + 2 → <input type="checkbox"/> 2	5 - 2 → <input type="checkbox"/> 3	3 - 0 → <input type="checkbox"/> 3

Kleurplaat.

Maak de tekening af.



