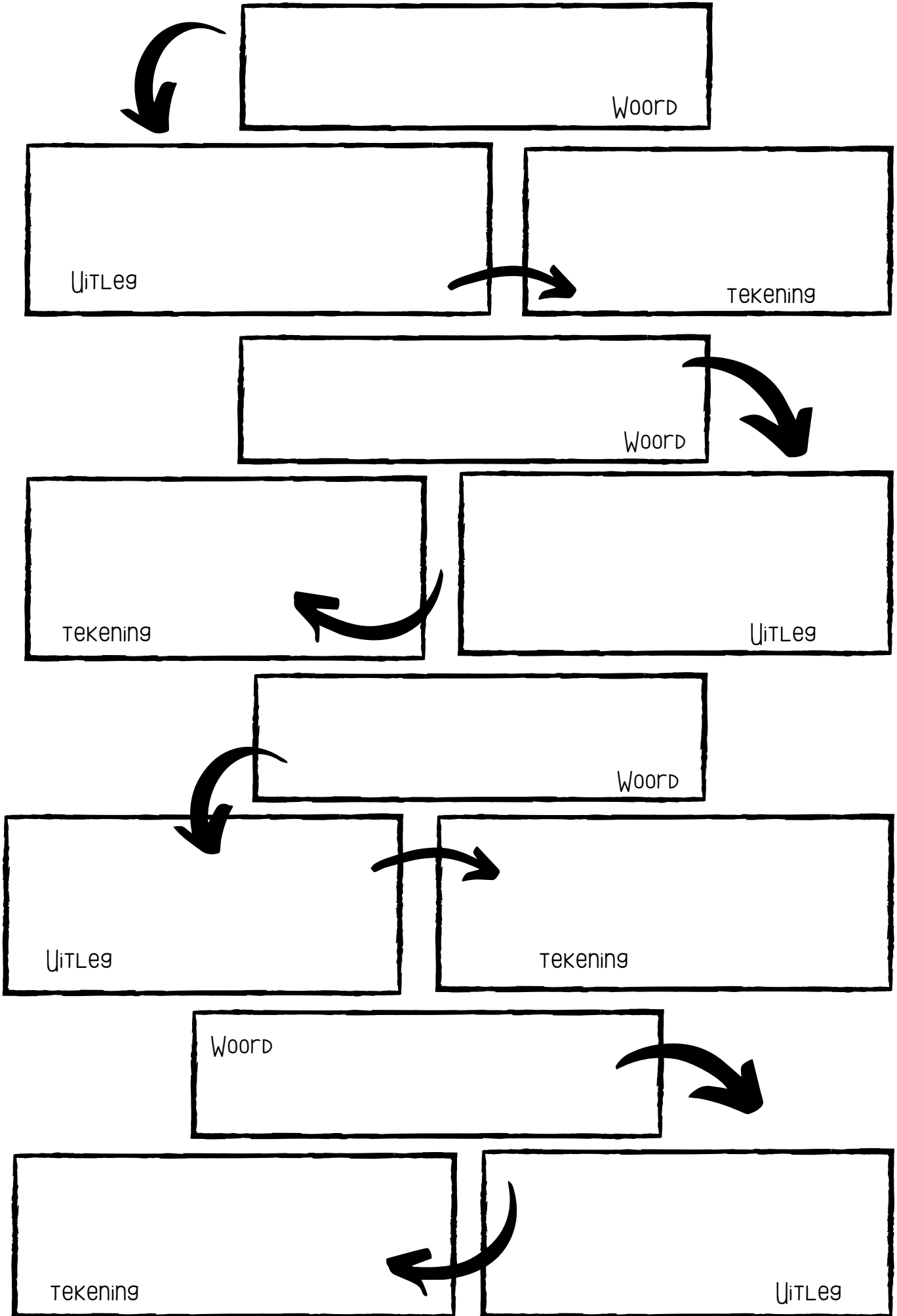


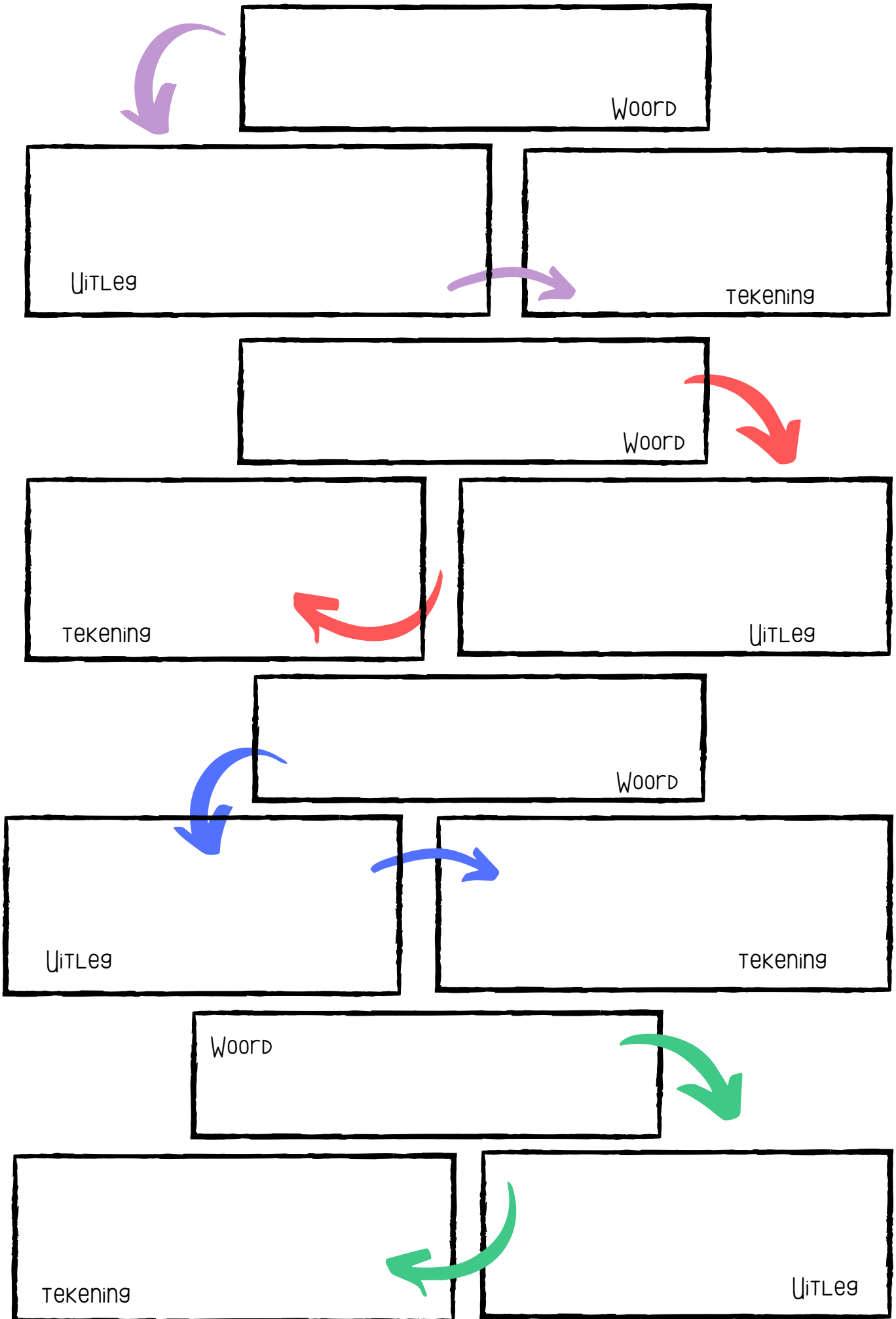
Naam:

Woorden Doodle



Naam:

Woorden Doodle



naam:

Woorden Doodle

The worksheet consists of four rows, each with a different layout of boxes and arrows:

- Row 1:** A large empty box with a curved arrow pointing down and to the left from its top-left corner. The word "Woord:" is written in the bottom-right corner of the box.
- Row 2:** Two boxes side-by-side. The left box is labeled "Uitleg:" and the right box is labeled "Tekening:". A curved arrow points from the right side of the "Uitleg:" box to the left side of the "Tekening:" box.
- Row 3:** A large empty box with a curved arrow pointing down and to the right from its bottom-right corner. The word "Woord:" is written in the bottom-right corner of the box.
- Row 4:** Two boxes side-by-side. The left box is labeled "Tekening:" and the right box is labeled "Uitleg:". A curved arrow points from the right side of the "Uitleg:" box to the left side of the "Tekening:" box.
- Row 5:** A large empty box with a curved arrow pointing down and to the left from its top-left corner. The word "Woord:" is written in the bottom-right corner of the box.
- Row 6:** Two boxes side-by-side. The left box is labeled "Uitleg:" and the right box is labeled "Tekening:". A curved arrow points from the right side of the "Uitleg:" box to the left side of the "Tekening:" box.

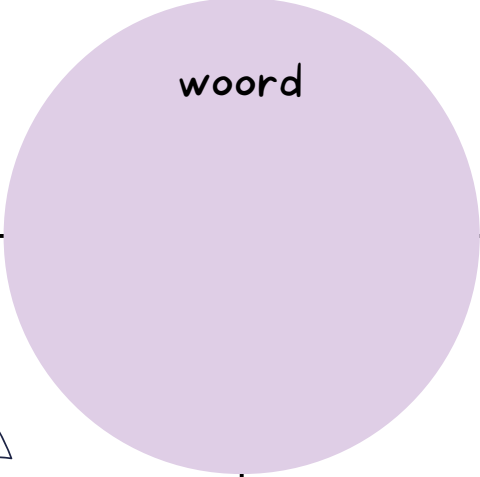
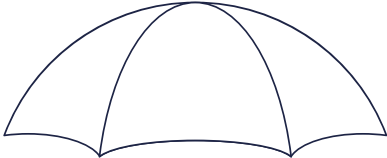
naam:


Woorden Doodle

The worksheet consists of three identical rows. Each row starts with a large rectangular box for drawing. A curved arrow points from the left side of this box to a smaller box labeled 'Uitleg:' (Explanation). To the right of the 'Uitleg:' box is another smaller box labeled 'Tekening:' (Drawing). A second curved arrow points from the 'Uitleg:' box to the 'Tekening:' box. Below these two boxes is a larger rectangular box labeled 'Woord:' (Word). A curved arrow points from the right side of the 'Woord:' box back to the 'Tekening:' box. The rows are color-coded: the first row has blue arrows, the second row has purple arrows, and the third row has red arrows.

Woorden 4-kant

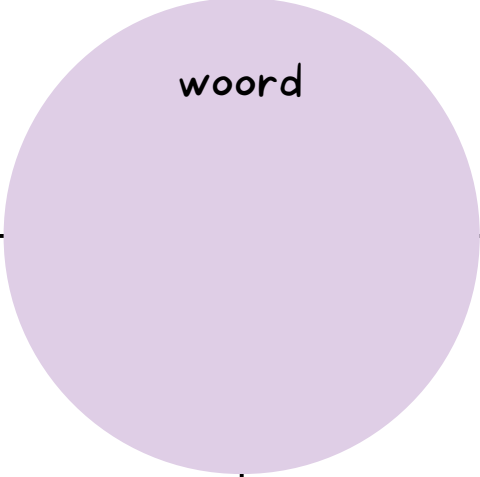
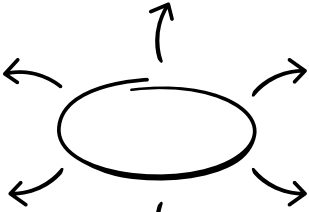
Kies een woord uit het woordpakket
en vul de vlakken in!


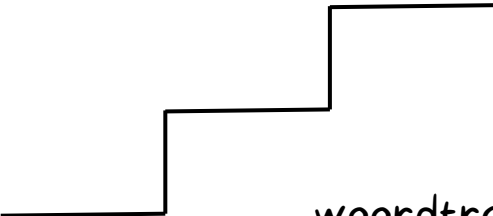
uitleg	zin
	
	
woordparaplu	tekening

uitleg	zin				
					
woordkast					
<table border="1" data-bbox="135 1899 635 2132"><tr><td></td><td></td></tr><tr><td></td><td></td></tr></table>					
	tekening				

Woorden 4-kant

Kies een woord uit het woordpakket
en vul de vlakken in!

betekenis	zin
 woord	
 woordspin	tekening

betekenis	zin
 woord	
 woordtrap	tekening

WOORD VAN DE

WEEK!

WOORDSOORT

DEFINITIE

SYNONIEM

ANTONIEM

ZIN

TEKENING

WOORD

VAN DE


dag

zelfstandig
naamwoord

bijvoegelijk
voornaamwoord

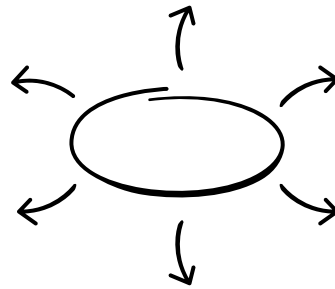
werkwoord

voorzetsel



Uitleg:

Teken het woord



woordspinn

Maak er een zin/gedicht/verhaal mee:
